







# BRAKE PADS & SHOES - APPLICATIONS

Bremsbeläge / Plaquettes + Bremsbacken / Machoires

**EBC**  
BRAKES

Make/Model/Engine	Year	Pads  Front / Vorn / Avant		Shoes	Pads  Rear / Hinten / Arrière		Shoes
Hersteller/Modell/Motor	Jahr	Plaquettes / Bremsbeläge		Bremsbacken	Plaquettes / Bremsbeläge		Bremsbacken
Modèles	Années	Original Quality ECE R90* Approved 	Upgrade Quality Tuning/Sportbeläge ECE R90* Approved	Machoires  ECE R90* Approved	Original Quality ECE R90* Approved 	Upgrade Quality Tuning/Sportbeläge ECE R90* Approved	Machoires  ECE R90* Approved
<b>MITSUBISHI Contd.</b>							
<b>Galant Contd.</b>							
2.0 GTi 4WD (E39A)	89-90	DP461			DP576		
2.0 GTi 4WD/4WS (E39A)	90-92	DP830	DP2830		DP576	DP2576	
2.0 GLSi (E33A)	90-93	DP830	DP2830		DP576	DP2576	
2.0 (E55A)	93-97	DP830	DP2830		DP738	DP2738	
2.0 V6 (E54A)	93-97	DP830	DP2830		DP738	DP2738	
2.0 (EA2)	97-2001	DP830	DP2830		DP738	DP2738	
2.0 VR4 (E38A) (E39A)	90-93	DP3954C	DP4954R		DP3576C	DP4576R	
2.0 VR4 (E84A)	93-96	DP3954C	DP4954R		DP3987C	DP4987R	
2.4	99-2004	DP21614	DP31614C		DP2738	DP3738C	
2.5 V6 (E88A)	93-96	DP2954	DP3954C		DP2987	DP3987C	
2.5 (EA5)	97-99	DP2830	DP3830C		DP2738	DP3738C	
2.5 (EA5)	99-2003	DP2954	DP3954C		DP2738	DP3738C	
2.5 (EA5)	99-2003	DP21614	DP31614C		DP2738	DP3738C	
2.5 VR4 (EC5A)	96-2002	DP3954C	DP4954R		DP3987C	DP4987R	
1.8 TD (E14A) (E34A)	84-88	DP461					6422
1.8 TD (E34A)	89-90	DP461					6496
1.8 TD (E34A)	90-93	DP830	DP2830				6496
Handbrake shoes	97-						6647
<b>Grandis</b>							
2.4	2003-2004	DP1619	DP61619		DP1407	DP61407	
2.4	2004-	DP1900	DP61900		DP1407	DP61407	
2.0 TD	2005-	DP1900	DP61900		DP1407	DP61407	
<b>i</b>							
0.7 Turbo	2007-	DP1344	DP21344				
<b>Lancer</b>							
1.2	76-79	DP196					5260
1.2	80-84	DP383					6313
1.2	84-88	DP537					6421
1.3	88-90	DP461					6421
1.3	90-92	DP941	DP21063				6495
1.4	76-79	DP196					5261
1.4	80-84	DP383					6313
1.5 (C12A)	84-89	DP537					6421
1.5 (C12V)	85-89	DP537					6422
1.5 (C62A)	88-90	DP537					6421
1.5 12v (C62A)	90-93	DP941	DP21063				6495
1.6	76-79	DP196					5261
1.6	80-84	DP383			DP392		6421
1.6	84-88	DP461					6421
1.6 GTi	88-90	DP461			DP576		
1.6	92-96	DP1063	DP21063				6495
1.6 (ABS)	92-96	DP830	DP2830		DP576	DP2576	
1.6	2000-2001	DP830	DP2830				
1.6	2003-2005	DP1614	DP21614		DP1563	DP21563	
1.6	2005-	DP1678	DP21678		DP1563	DP21563	
1.8 4WD	88-90	DP461					6496
1.8 4WD	90-93	DP941	DP21063				6496
1.8	88-90	DP461			DP576		
1.8	90-96	DP830	DP2830		DP576	DP2576	
2.0 Turbo	80-84	DP433			DP290		
2.0	2003-2005	DP1614	DP21614		DP1563	DP21563	
2.0	2005-	DP1678	DP21678		DP1563	DP21563	
1.8 D SAL	84-90	DP461					6421
1.8 D EST	85-89	DP461					6422
1.8 D	90-92	DP941	DP21063				6495
Handbrake shoes	2003-						6647

**Standard Quality** - ECE R90 Approved with similar performance to original equipment brake pads.  
**Upgrade Quality (Tuning / Sportbeläge)** - ECE R90 Approved but with higher friction and improved performance for faster street use.  
**Verbesserte Qualität** - mit ECE R90 Freigabe und ähnlicher Bremsleistung wie die Original Bremsbeläge.  
**Standard Qualität** - mit ECE R90 Freigabe und ähnlicher Bremsleistung wie die Original Bremsbeläge.

**Qualité standard** - Approuvée par la norme ECE R90 - Des performances équivalentes à l'origine.  
**Qualité améliorée** - Approuvée par la norme ECE R90 - Un coefficient de friction supérieur et des performances accrues pour pilotage rapide sur route.  
**Calidad Mejorada** - Aprobación CEE R90 con prestaciones similares a las pastillas originales.  
**Calidad Estándar** - Aprobación CEE R90 con prestaciones similares a las pastillas originales.

\*Every EBC pad and shoe requiring ECE R-90 is available with approval subject to stock rotation - check box end label.  
 Models listed by Engine Size. Only listed by trim level where pads differ, (16v, GL, GT, etc).

Make & Model	Year	Standard Disc/Drum		Turbo Groove Disc		Ultimax Disc		Solid /Vented	No of Bolt Holes	Diameter	Height	Thickness New/Min
		Front	Rear	Front	Rear	Front	Rear					
MITSUBISHI Contd.												
Cordia												
1.6 (A212A)	82-85	D308						S	4	243	34	13 / 11
1.6 Turbo (A212A)	82-85	D309						V	4	243	34	18 / 16
1.8 Turbo (A213A)	85-88	D663						V	4	266	35	24 / 22
Delica												
86-97		D1406						V	5	253	39	24 / 22
89-99		D586						V	6	277	45	22 / 21
Evo 1/2/3												
92-96		D671		GD671				V	4	275	45	25 / 23
			D854		GD854			S	4	260	40	10 / 8
Evo 4, 5, 6 15"												
		D671						V	4	275	45	25 / 23
Evo 4												
2.0 Turbo	96-97	D974		GD974				V	5	294	46	24 / 22
			D1296		GD1296			V	5	284	60	20 / 18
Evo 5												
2.0 Turbo	98-99	D974		GD974				V	5	294	46	24 / 22
			D1296		GD1296			V	5	284	60	20 / 18
2.0 Turbo (Brembo)	98-99	D975		GD975		USR975		V	5	320	45	32 / 30
			D996		GD996		USR996	V	5	300	58	22 / 20
Evo 6, 7, 8, 9												
2.0 Turbo	99-	D975		GD975		USR975		V	5	320	45	32 / 30
			D996		GD996		USR996	V	5	300	58	22 / 20
Evo 8 (400)												
2.0 Turbo												
FTO												
1.8	94-	D680		GD680				V	5	256	45	24 / 23
			D1293					S	5	260	41	10 / 9
2.0 (GR, GX)	94-	D680		GD680				V	5	256	45	24 / 23
			D1293					S	5	260	41	10 / 9
2.0 (GPX, GP, GPR)	94-	D679		GD679				V	5	276	45	24 / 23
			D1293					S	5	260	41	10 / 9
Galant												
1.6 (A161 A/V)	80-84	D436						S	4	230	28	13 / 12
1.6 (E11A)	84-88	D309						V	4	243	34	18 / 16
1.8 (E32A)	88-90	D666						V	4	266	45	24 / 22
1.8 (E32A)	90-92	D667		GD667				V	4	256	45	24 / 22
1.8 (E52A)	93-97	D855						V	4	256	46	24 / 22
			D672					S	4	262	60	10 / 9
2.0 (A164A)	80-84	D437						S	4	255	27	13 / 11
			D440					S	4	247	49	10 / 9
2.0 Turbo (A164A)	82-84	D589						V	4	256	36	24 / 23
			D669					V	4	247	47	18 / 16
2.0 Estate (A163V)	82-84	D437						S	4	255	27	13 / 11
2.0 (E15A)	84-88	D666						V	4	266	45	24 / 22
			D670					S	4	265	72	10 / 9
2.0 Turbo (E15A)	84-88	D666						V	4	266	45	24 / 22
			D670					S	4	265	72	10 / 9
2.0 (E33A)	88-90	D666						V	4	266	45	24 / 22
			D664					S	4	265	49	10 / 9
2.0 (E39A)	88-90	D666						V	4	266	45	24 / 22
			D664					S	4	265	49	10 / 9
2.0 (E33A)	90-92	D667		GD667				V	4	256	45	24 / 22
			D664		GD664			S	4	265	49	10 / 9
2.0 (E39A)	90-92	D671		GD671				V	4	275	45	25 / 23
			D664		GD664			S	4	265	49	10 / 9
2.0 (E54A)	93-97	D855						V	4	256	46	24 / 22
			D672					S	4	262	60	10 / 9
2.0 (E55A)	93-97	D855						V	4	256	46	24 / 22
			D672					S	4	262	60	10 / 9

Make & Model	Year	Standard Disc/Drum		Turbo Groove Disc		Ultimax Disc		Solid/Vented	No of Bolt Holes	Diameter	Height	Thickness New/Min
		Front	Rear	Front	Rear	Front	Rear					
MITSUBISHI Contd.												
Galant Contd.												
2.0 (EA2)	97-2001	D855	D672	GD974 GD967				V	4	256	46	24 / 22
								S	4	262	60	10 / 9
2.0 VR4 (E84A)	93-97	D974						V	5	294	46	24 / 22
2.0 (EA2)	97-2001	D967	D672	GD967				V	4	276	46	24 / 22
								S	4	262	60	10 / 9
2.4	99-2004	D967	D672	GD967				V	4	276	46	24 / 22
								S	4	262	60	10 / 9
2.4	99-2004	D1295						V	5	276	44	24 / 22
2.5 (E88A)	93-96	D967	D673	GD967				V	4	276	46	24 / 22
								V	4	285	61	20 / 18
2.5 (EA5)	97-98	D855	D672	GD967				V	4	256	46	24 / 22
								S	4	262	60	10 / 9
2.5 (EA5)	98-2003	D967	D672					V	4	276	46	24 / 22
				S	4	262	60	10 / 9				
2.5	99-2003	D1295						V	5	276	44	24 / 22
2.5 VR4 (EC5A)	96-2002	D974	D1296	GD974	GD1296			V	5	294	46	24 / 22
								V	5	284	60	20 / 18
1.8 TD (E14A)	84-88	D666						V	4	266	45	24 / 22
1.8 TD (E34A)	88-90	D666						V	4	266	45	24 / 22
1.8 TD (E34A)	90-92	D667		GD667				V	4	256	45	24 / 22
Grandis												
2.4	2004-	D1506	D1507					V	5	290	46	26 / 24
				S	5	302	60	10 / 9				
2.0 TD	2005-	D1506	D1507					V	5	290	46	26 / 24
				S	5	302	60	10 / 9				
i												
0.7 Turbo	2007-											
Lancer												
1.2 (C15A)	84-86	D308						S	4	243	34	13 / 11
1.4 (A172)	80-84	D436						S	4	230	28	13 / 12
1.5 (C12A)	84-89	D308						S	4	243	34	13 / 11
1.5 Estate (C12V)	86-89	D308						S	4	243	34	13 / 11
1.5 (C62A)	89-90	D308						S	4	243	34	13 / 11
1.5 (C62A)	90-93	D585						S	4	234	34	13 / 11
1.6 (A174)	80-84	D436						S	4	230	28	13 / 12
1.6 (C63A)	88-90	D663	D664					V	4	266	35	24 / 22
				S	4	265	49	10 / 8				
1.6 (C66A)	92-96	D662						V	4	236	34	18 / 17
1.6 (C66A) (ABS)	92-96	D870						V	4	256	34	24 / 22
			D664					S	4	265	49	10 / 8
1.6	2000-2001	D866						V	4	236	45	18 / 17
1.6	2003-2005		D672					S	4	262	60	10 / 9
1.6	2005-		D672					S	4	262	60	10 / 9
1.8 (C77A)	88-90	D309						V	4	243	34	18 / 17
1.8 (C77A)	90-93	D662						V	4	236	34	18 / 17
1.8 (C68A)	90-93	D870						V	4	256	34	24 / 22
			D664					S	4	265	49	10 / 8
1.8 (C69A)	93-95	D870	D664					V	4	256	34	24 / 22
				S	4	265	49	10 / 8				
2.0 Turbo (A176)	81-84	D589						V	4	254	36	24 / 23
			D669					V	4	247	47	18 / 16
2.0	2003-2005		D672					S	4	262	60	10 / 9
2.0	2005-		D672					S	4	262	60	10 / 9
1.8 D (C14A)	86-89	D309						V	4	243	34	18 / 17
1.8 D Estate (C14V)	86-89	D309						V	4	243	34	18 / 17
Legnum												
2.5 Twin Turbo VR4	96-	D974	D1296	GD974	GD1296			V	5	294	46	24 / 22
								V	5	284	60	20 / 18